

GUARANTEED HOUSING PROGRAM INCOME LIMITS

STATE: OKLAHOMA

AJUSTED INCOME LIMITS

PROGRAM	1 PERSON	2 PERSON	3 PERSON	4 PERSON	5 PERSON	6 PERSON	7 PERSON	8 PERSON*	
Tulsa, OK HUD Metro FMR Area									
→ Tulsa Rural Areas	VERY LOW INCOME	21500	24600	27650	30700	33200	35650	38100	40550
	LOW INCOME	34350	39300	44200	49100	53050	56950	60900	64800
	MOD. INC-GUAR. LOAN	→ 75650	75650	75650	75650	99850	99850	99850	99850
Adair County, OK									
	VERY LOW INCOME	18000	20550	23100	25650	27750	29800	31850	33900
	LOW INCOME	28750	32850	36950	41050	44350	47600	50900	54200
	MOD. INC-GUAR. LOAN	75650	75650	75650	75650	99850	99850	99850	99850
Alfalfa County, OK									
	VERY LOW INCOME	20800	23750	26700	29650	32050	34400	36800	39150
	LOW INCOME	33200	37950	42700	47450	51250	55050	58850	62650
	MOD. INC-GUAR. LOAN	75650	75650	75650	75650	99850	99850	99850	99850
Atoka County, OK									
	VERY LOW INCOME	18000	20550	23100	25650	27750	29800	31850	33900
	LOW INCOME	28750	32850	36950	41050	44350	47600	50900	54200
	MOD. INC-GUAR. LOAN	75650	75650	75650	75650	99850	99850	99850	99850
Beaver County, OK									
	VERY LOW INCOME	21000	24000	27000	30000	32400	34800	37200	39600
	LOW INCOME	33600	38400	43200	48000	51850	55700	59500	63350
	MOD. INC-GUAR. LOAN	75650	75650	75650	75650	99850	99850	99850	99850
Beckham County, OK									
	VERY LOW INCOME	21150	24200	27200	30200	32650	35050	37450	39900
	LOW INCOME	33800	38650	43450	48300	52150	56050	59900	63750
	MOD. INC-GUAR. LOAN	75650	75650	75650	75650	99850	99850	99850	99850
Blaine County, OK									
	VERY LOW INCOME	19050	21800	24500	27200	29400	31600	33750	35950
	LOW INCOME	30450	34800	39150	43500	47000	50450	53950	57400
	MOD. INC-GUAR. LOAN	75650	75650	75650	75650	99850	99850	99850	99850
Bryan County, OK									
	VERY LOW INCOME	18000	20550	23100	25650	27750	29800	31850	33900
	LOW INCOME	28750	32850	36950	41050	44350	47600	50900	54200
	MOD. INC-GUAR. LOAN	75650	75650	75650	75650	99850	99850	99850	99850
Caddo County, OK									
	VERY LOW INCOME	18000	20550	23100	25650	27750	29800	31850	33900
	LOW INCOME	28750	32850	36950	41050	44350	47600	50900	54200
	MOD. INC-GUAR. LOAN	75650	75650	75650	75650	99850	99850	99850	99850

* ADD 8% OF 4 PERSON LIMIT FOR EACH PERSON IN EXCESS OF 3 PERSONS

** MODERATE INCOME IS DEFINED AS THE GREATER OF 115% OF THE U.S. MEDIAN FAMILY INCOME OR 115% OF THE AVG. OF THE STATE-WIDE AND STATE NON-METRO MEDIAN FAMILY INCOMES OR 115/80THS OF THE AREA LOW-INCOME LIMIT



GUARANTEED HOUSING PROGRAM INCOME LIMITS

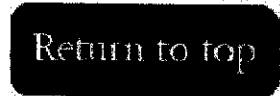
STATE: OKLAHOMA

----- A J U S T E D I N C O M E L I M I T S -----

PROGRAM	1 PERSON	2 PERSON	3 PERSON	4 PERSON	5 PERSON	6 PERSON	7 PERSON	8 PERSON*
Fort Smith, AR-OK MSA								
Fort Smith, AR-OK HUD Metro FMR Area								
VERY LOW INCOME	16950	19400	21800	24200	26150	28100	30050	31950
LOW INCOME	27100	30950	34850	38700	41800	44900	48000	51100
MOD. INC-GUAR. LOAN	75650	75650	75650	75650	99850	99850	99850	99850
Le Flore County, OK HUD Metro FMR Area								
VERY LOW INCOME	16400	18750	21100	23400	25300	27150	29050	30900
LOW INCOME	26200	29950	33700	37450	40450	43450	46450	49450
MOD. INC-GUAR. LOAN	75650	75650	75650	75650	99850	99850	99850	99850
Lawton, OK MSA								
VERY LOW INCOME	19750	22550	25350	28150	30450	32700	34950	37200
LOW INCOME	31550	36050	40550	45050	48650	52250	55850	59450
MOD. INC-GUAR. LOAN	75650	75650	75650	75650	99850	99850	99850	99850
Oklahoma City, OK MSA								
Grady County, OK HUD Metro FMR Area								
VERY LOW INCOME	21300	24350	27400	30400	32850	35300	37700	40150
LOW INCOME	34050	38900	43800	48650	52550	56450	60350	64200
MOD. INC-GUAR. LOAN	75650	75650	75650	75650	99850	99850	99850	99850
Lincoln County, OK HUD Metro FMR Area								
VERY LOW INCOME	19650	22450	25250	28050	30300	32550	34800	37050
LOW INCOME	31450	35900	40400	44900	48500	52100	55700	59250
MOD. INC-GUAR. LOAN	75650	75650	75650	75650	99850	99850	99850	99850
Oklahoma City, OK HUD Metro FMR Area								
VERY LOW INCOME	22600	25800	29050	32250	34850	37450	40000	42600
LOW INCOME	36100	41300	46450	51600	55750	59850	64000	68100
MOD. INC-GUAR. LOAN	75650	75650	75650	75650	99850	99850	99850	99850
Tulsa, OK MSA								
Okmulgee County, OK HUD Metro FMR Area								
VERY LOW INCOME	18100	20650	23250	25800	27900	29950	32000	34100
LOW INCOME	28900	33050	37150	41300	44600	47900	51200	54500
MOD. INC-GUAR. LOAN	75650	75650	75650	75650	99850	99850	99850	99850
Pawnee County, OK HUD Metro FMR Area								
VERY LOW INCOME	18950	21650	24350	27050	29250	31400	33550	35750
LOW INCOME	30300	34650	38950	43300	46750	50250	53700	57150
MOD. INC-GUAR. LOAN	75650	75650	75650	75650	99850	99850	99850	99850

* ADD 8% OF 4 PERSON LIMIT FOR EACH PERSON IN EXCESS OF 8 PERSONS

** MODERATE INCOME IS DEFINED AS THE GREATER OF 115% OF THE U.S. MEDIAN FAMILY INCOME OR 115% OF THE AVG. OF THE STATE-WIDE AND STATE NON-METRO MEDIAN FAMILY INCOMES OR 115/80THS OF THE AREA LOW-INCOME LIMIT



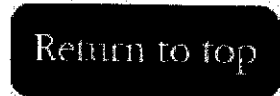
GUARANTEED HOUSING PROGRAM INCOME LIMITS

STATE: OKLAHOMA

P R O G R A M	A J U S T E D I N C O M E L I M I T S								
	1 PERSON	2 PERSON	3 PERSON	4 PERSON	5 PERSON	6 PERSON	7 PERSON	8 PERSON*	
Carter County, OK	VERY LOW INCOME	18750	21400	24100	26750	28900	31050	33200	35350
	LOW INCOME	29950	34250	38500	42800	46200	49650	53050	56500
	MOD. INC-GUAR. LOAN	75650	75650	75650	75650	99850	99850	99850	99850
Cherokee County, OK	VERY LOW INCOME	18000	20550	23100	25650	27750	29800	31850	33900
	LOW INCOME	28750	32850	36950	41050	44350	47600	50900	54200
	MOD. INC-GUAR. LOAN	75650	75650	75650	75650	99850	99850	99850	99850
Choctaw County, OK	VERY LOW INCOME	18000	20550	23100	25650	27750	29800	31850	33900
	LOW INCOME	28750	32850	36950	41050	44350	47600	50900	54200
	MOD. INC-GUAR. LOAN	75650	75650	75650	75650	99850	99850	99850	99850
Cimarron County, OK	VERY LOW INCOME	18000	20550	23100	25650	27750	29800	31850	33900
	LOW INCOME	28750	32850	36950	41050	44350	47600	50900	54200
	MOD. INC-GUAR. LOAN	75650	75650	75650	75650	99850	99850	99850	99850
Coal County, OK	VERY LOW INCOME	18000	20550	23100	25650	27750	29800	31850	33900
	LOW INCOME	28750	32850	36950	41050	44350	47600	50900	54200
	MOD. INC-GUAR. LOAN	75650	75650	75650	75650	99850	99850	99850	99850
Cotton County, OK	VERY LOW INCOME	20150	23000	25900	28750	31050	33350	35650	37950
	LOW INCOME	32200	36800	41400	46000	49700	53350	57050	60700
	MOD. INC-GUAR. LOAN	75650	75650	75650	75650	99850	99850	99850	99850
Craig County, OK	VERY LOW INCOME	18550	21200	23850	26500	28650	30750	32900	35000
	LOW INCOME	29700	33900	38150	42400	45800	49200	52600	55950
	MOD. INC-GUAR. LOAN	75650	75650	75650	75650	99850	99850	99850	99850
Custer County, OK	VERY LOW INCOME	20550	23500	26450	29350	31700	34050	36400	38750
	LOW INCOME	32850	37550	42250	46950	50700	54450	58200	61950
	MOD. INC-GUAR. LOAN	75650	75650	75650	75650	99850	99850	99850	99850
Delaware County, OK	VERY LOW INCOME	18000	20550	23100	25650	27750	29800	31850	33900
	LOW INCOME	28750	32850	36950	41050	44350	47600	50900	54200
	MOD. INC-GUAR. LOAN	75650	75650	75650	75650	99850	99850	99850	99850

* ADD 8% OF 4 PERSON LIMIT FOR EACH PERSON IN EXCESS OF 8 PERSONS

** MODERATE INCOME IS DEFINED AS THE GREATER OF 115% OF THE U.S. MEDIAN FAMILY INCOME OR 115% OF THE AVG. OF THE STATE-WIDE AND STATE NON-METRO MEDIAN FAMILY INCOMES OR 115/80THS OF THE AREA LOW-INCOME LIMIT



GUARANTEED HOUSING PROGRAM INCOME LIMITS

STATE: OKLAHOMA

P R O G R A M	A J U S T E D I N C O M E L I M I T S							
	1 PERSON	2 PERSON	3 PERSON	4 PERSON	5 PERSON	6 PERSON	7 PERSON	8 PERSON*
Dewey County, OK								
VERY LOW INCOME	20050	22900	25750	28600	30900	33200	35500	37800
LOW INCOME	32050	36600	41200	45750	49400	53050	56750	60400
MOD. INC-GUAR. LOAN	75650	75650	75650	75650	99850	99850	99850	99850
Ellis County, OK								
VERY LOW INCOME	21150	24200	27200	30200	32650	35050	37450	39900
LOW INCOME	33800	38650	43450	48300	52150	56050	59900	63750
MOD. INC-GUAR. LOAN	75650	75650	75650	75650	99850	99850	99850	99850
Garfield County, OK								
VERY LOW INCOME	19400	22200	24950	27700	29950	32150	34350	36600
LOW INCOME	31000	35450	39850	44300	47850	51400	54950	58500
MOD. INC-GUAR. LOAN	75650	75650	75650	75650	99850	99850	99850	99850
Garvin County, OK								
VERY LOW INCOME	18000	20550	23100	25650	27750	29800	31850	33900
LOW INCOME	28750	32850	36950	41050	44350	47600	50900	54200
MOD. INC-GUAR. LOAN	75650	75650	75650	75650	99850	99850	99850	99850
Grant County, OK								
VERY LOW INCOME	20450	23350	26250	29150	31500	33850	36150	38500
LOW INCOME	32650	37300	42000	46650	50400	54100	57850	61600
MOD. INC-GUAR. LOAN	75650	75650	75650	75650	99850	99850	99850	99850
Greer County, OK								
VERY LOW INCOME	18000	20600	23150	25700	27800	29850	31900	33950
LOW INCOME	28750	32900	37000	41100	44400	47700	50950	54250
MOD. INC-GUAR. LOAN	75650	75650	75650	75650	99850	99850	99850	99850
Harmon County, OK								
VERY LOW INCOME	18000	20550	23100	25650	27750	29800	31850	33900
LOW INCOME	28750	32850	36950	41050	44350	47600	50900	54200
MOD. INC-GUAR. LOAN	75650	75650	75650	75650	99850	99850	99850	99850
Harper County, OK								
VERY LOW INCOME	20600	23550	26500	29400	31800	34150	36500	38850
LOW INCOME	32950	37650	42350	47050	50800	54600	58350	62100
MOD. INC-GUAR. LOAN	75650	75650	75650	75650	99850	99850	99850	99850
Haskell County, OK								
VERY LOW INCOME	18100	20700	23300	25850	27950	30000	32100	34150
LOW INCOME	28950	33100	37200	41350	44650	47950	51250	54600
MOD. INC-GUAR. LOAN	75650	75650	75650	75650	99850	99850	99850	99850

* ADD 8% OF 4 PERSON LIMIT FOR EACH PERSON IN EXCESS OF 8 PERSONS

** MODERATE INCOME IS DEFINED AS THE GREATER OF 115% OF THE U.S. MEDIAN FAMILY INCOME OR 115% OF THE AVG. OF THE STATE-WIDE AND STATE NON-METRO MEDIAN FAMILY INCOMES OR 115/80THS OF THE AREA LOW-INCOME LIMIT
04/01/2015 SPECIAL PN



GUARANTEED HOUSING PROGRAM INCOME LIMITS

STATE: OKLAHOMA

		----- A J U S T E D I N C O M E L I M I T S -----								
P R O G R A M		1 PERSON	2 PERSON	3 PERSON	4 PERSON	5 PERSON	6 PERSON	7 PERSON	8 PERSON*	
Hughes County, OK		VERY LOW INCOME	18000	20550	23100	25650	27750	29800	31850	33900
		LOW INCOME	28750	32850	36950	41050	44350	47600	50900	54200
		MOD. INC-GUAR. LOAN	75650	75650	75650	75650	99850	99850	99850	99850
Jackson County, OK		VERY LOW INCOME	19300	22050	24800	27550	29800	32000	34200	36400
		LOW INCOME	30850	35300	39700	44100	47650	51150	54700	58200
		MOD. INC-GUAR. LOAN	75650	75650	75650	75650	99850	99850	99850	99850
Jefferson County, OK		VERY LOW INCOME	18000	20550	23100	25650	27750	29800	31850	33900
		LOW INCOME	28750	32850	36950	41050	44350	47600	50900	54200
		MOD. INC-GUAR. LOAN	75650	75650	75650	75650	99850	99850	99850	99850
Johnston County, OK		VERY LOW INCOME	18000	20550	23100	25650	27750	29800	31850	33900
		LOW INCOME	28750	32850	36950	41050	44350	47600	50900	54200
		MOD. INC-GUAR. LOAN	75650	75650	75650	75650	99850	99850	99850	99850
Kay County, OK		VERY LOW INCOME	19050	21800	24500	27200	29400	31600	33750	35950
		LOW INCOME	30450	34800	39150	43500	47000	50450	53950	57400
		MOD. INC-GUAR. LOAN	75650	75650	75650	75650	99850	99850	99850	99850
Kingfisher County, OK		VERY LOW INCOME	22500	25700	28900	32100	34700	37250	39850	42400
		LOW INCOME	35950	41100	46200	51350	55450	59550	63650	67800
		MOD. INC-GUAR. LOAN	75650	75650	75650	75650	99850	99850	99850	99850
Kiowa County, OK		VERY LOW INCOME	18000	20550	23100	25650	27750	29800	31850	33900
		LOW INCOME	28750	32850	36950	41050	44350	47600	50900	54200
		MOD. INC-GUAR. LOAN	75650	75650	75650	75650	99850	99850	99850	99850
Latimer County, OK		VERY LOW INCOME	18800	21500	24200	26850	29000	31150	33300	35450
		LOW INCOME	30050	34350	38650	42950	46400	49800	53250	56700
		MOD. INC-GUAR. LOAN	75650	75650	75650	75650	99850	99850	99850	99850
Love County, OK		VERY LOW INCOME	18700	21400	24050	26700	28850	31000	33150	35250
		LOW INCOME	29900	34150	38450	42700	46100	49550	52950	56350
		MOD. INC-GUAR. LOAN	75650	75650	75650	75650	99850	99850	99850	99850

* ADD 8% OF 4 PERSON LIMIT FOR EACH PERSON IN EXCESS OF 8 PERSONS

** MODERATE INCOME IS DEFINED AS THE GREATER OF 115% OF THE U.S. MEDIAN FAMILY INCOME OR 115% OF THE AVG. OF THE STATE-WIDE AND STATE NON-METRO MEDIAN FAMILY INCOMES OR 115/80THS OF THE AREA LOW-INCOME LIMIT
04/01/2015 SPECIAL PN



GUARANTEED HOUSING PROGRAM INCOME LIMITS

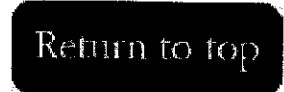
STATE: OKLAHOMA

----- A J U S T E D I N C O M E L I M I T S -----

PROGRAM	1 PERSON	2 PERSON	3 PERSON	4 PERSON	5 PERSON	6 PERSON	7 PERSON	8 PERSON*
Major County, OK								
VERY LOW INCOME	20650	23600	26550	29450	31850	34200	36550	38900
LOW INCOME	32950	37700	42400	47100	50850	54650	58400	62150
MOD. INC-GUAR. LOAN	75650	75650	75650	75650	99850	99850	99850	99850
Marshall County, OK								
VERY LOW INCOME	18200	20800	23400	25950	28050	30150	32200	34300
LOW INCOME	29050	33200	37350	41500	44800	48150	51450	54800
MOD. INC-GUAR. LOAN	75650	75650	75650	75650	99850	99850	99850	99850
Mayes County, OK								
VERY LOW INCOME	19150	21850	24600	27300	29500	31700	33900	36050
LOW INCOME	30600	34950	39350	43700	47200	50700	54200	57700
MOD. INC-GUAR. LOAN	75650	75650	75650	75650	99850	99850	99850	99850
McCurtain County, OK								
VERY LOW INCOME	18000	20550	23100	25650	27750	29800	31850	33900
LOW INCOME	28750	32850	36950	41050	44350	47600	50900	54200
MOD. INC-GUAR. LOAN	75650	75650	75650	75650	99850	99850	99850	99850
McIntosh County, OK								
VERY LOW INCOME	18000	20550	23100	25650	27750	29800	31850	33900
LOW INCOME	28750	32850	36950	41050	44350	47600	50900	54200
MOD. INC-GUAR. LOAN	75650	75650	75650	75650	99850	99850	99850	99850
Murray County, OK								
VERY LOW INCOME	18700	21350	24000	26650	28800	30950	33050	35200
LOW INCOME	29850	34100	38400	42650	46050	49450	52900	56300
MOD. INC-GUAR. LOAN	75650	75650	75650	75650	99850	99850	99850	99850
Muskogee County, OK								
VERY LOW INCOME	18000	20550	23100	25650	27750	29800	31850	33900
LOW INCOME	28750	32850	36950	41050	44350	47600	50900	54200
MOD. INC-GUAR. LOAN	75650	75650	75650	75650	99850	99850	99850	99850
Noble County, OK								
VERY LOW INCOME	19750	22550	25350	28150	30450	32700	34950	37200
LOW INCOME	31550	36050	40550	45050	48650	52250	55850	59450
MOD. INC-GUAR. LOAN	75650	75650	75650	75650	99850	99850	99850	99850
Nowata County, OK								
VERY LOW INCOME	18300	20900	23500	26100	28200	30300	32400	34500
LOW INCOME	29250	33400	37600	41750	45100	48450	51750	55100
MOD. INC-GUAR. LOAN	75650	75650	75650	75650	99850	99850	99850	99850

* ADD 8% OF 4 PERSON LIMIT FOR EACH PERSON IN EXCESS OF 8 PERSONS

** MODERATE INCOME IS DEFINED AS THE GREATER OF 115% OF THE U.S. MEDIAN FAMILY INCOME OR 115% OF THE AVG. OF THE STATE-WIDE AND STATE NON-METRO MEDIAN FAMILY INCOMES OR 115/80THS OF THE AREA LOW-INCOME LIMIT



GUARANTEED HOUSING PROGRAM INCOME LIMITS

STATE: OKLAHOMA

		----- A J U S T E D I N C O M E L I M I T S -----							
P R O G R A M		1 PERSON	2 PERSON	3 PERSON	4 PERSON	5 PERSON	6 PERSON	7 PERSON	8 PERSON*
Okfuskee County, OK	VERY LOW INCOME	18000	20550	23100	25650	27750	29800	31850	33900
	LOW INCOME	28750	32850	36950	41050	44350	47600	50900	54200
	MOD. INC-GUAR. LOAN	75650	75650	75650	75650	99850	99850	99850	99850
Ottawa County, OK	VERY LOW INCOME	18000	20550	23100	25650	27750	29800	31850	33900
	LOW INCOME	28750	32850	36950	41050	44350	47600	50900	54200
	MOD. INC-GUAR. LOAN	75650	75650	75650	75650	99850	99850	99850	99850
Payne County, OK	VERY LOW INCOME	20150	23000	25900	28750	31050	33350	35650	37950
	LOW INCOME	32200	36800	41400	46000	49700	53350	57050	60700
	MOD. INC-GUAR. LOAN	75650	75650	75650	75650	99850	99850	99850	99850
Pittsburg County, OK	VERY LOW INCOME	18800	21450	24150	26800	28950	31100	33250	35400
	LOW INCOME	30050	34300	38600	42900	46350	49750	53200	56650
	MOD. INC-GUAR. LOAN	75650	75650	75650	75650	99850	99850	99850	99850
Pontotoc County, OK	VERY LOW INCOME	19500	22300	25100	27850	30100	32350	34550	36800
	LOW INCOME	31200	35650	40100	44550	48100	51700	55250	58800
	MOD. INC-GUAR. LOAN	75650	75650	75650	75650	99850	99850	99850	99850
Pottawatomie County, OK	VERY LOW INCOME	19250	22000	24750	27500	29700	31900	34100	36300
	LOW INCOME	30800	35200	39600	44000	47500	51050	54550	58100
	MOD. INC-GUAR. LOAN	75650	75650	75650	75650	99850	99850	99850	99850
Pushmataha County, OK	VERY LOW INCOME	18000	20550	23100	25650	27750	29800	31850	33900
	LOW INCOME	28750	32850	36950	41050	44350	47600	50900	54200
	MOD. INC-GUAR. LOAN	75650	75650	75650	75650	99850	99850	99850	99850
Roger Mills County, OK	VERY LOW INCOME	21450	24500	27550	30600	33050	35500	37950	40400
	LOW INCOME	34250	39150	44050	48950	52850	56800	60700	64600
	MOD. INC-GUAR. LOAN	75650	75650	75650	75650	99850	99850	99850	99850
Seminole County, OK	VERY LOW INCOME	18000	20550	23100	25650	27750	29800	31850	33900
	LOW INCOME	28750	32850	36950	41050	44350	47600	50900	54200
	MOD. INC-GUAR. LOAN	75650	75650	75650	75650	99850	99850	99850	99850

* ADD 8% OF 4 PERSON LIMIT FOR EACH PERSON IN EXCESS OF 8 PERSONS

** MODERATE INCOME IS DEFINED AS THE GREATER OF 115% OF THE U.S. MEDIAN FAMILY INCOME OR 115% OF THE AVG. OF THE STATE-WIDE AND STATE NON-METRO MEDIAN FAMILY INCOMES OR 115/80THS OF THE AREA LOW-INCOME LIMIT



GUARANTEED HOUSING PROGRAM INCOME LIMITS

STATE: OKLAHOMA

PROGRAM	AJUSTED INCOME LIMITS							
	1 PERSON	2 PERSON	3 PERSON	4 PERSON	5 PERSON	6 PERSON	7 PERSON	8 PERSON*
Stephens County, OK								
VERY LOW INCOME	20550	23500	26450	29350	31700	34050	36400	38750
LOW INCOME	32850	37550	42250	46950	50700	54450	58200	61950
MOD. INC-GUAR. LOAN	75650	75650	75650	75650	99850	99850	99850	99850
Texas County, OK								
VERY LOW INCOME	21350	24400	27450	30500	32950	35400	37850	40300
LOW INCOME	34150	39050	43900	48800	52700	56600	60500	64400
MOD. INC-GUAR. LOAN	75650	75650	75650	75650	99850	99850	99850	99850
Tillman County, OK								
VERY LOW INCOME	18000	20550	23100	25650	27750	29800	31850	33900
LOW INCOME	28750	32850	36950	41050	44350	47600	50900	54200
MOD. INC-GUAR. LOAN	75650	75650	75650	75650	99850	99850	99850	99850
Washington County, OK								
VERY LOW INCOME	21150	24150	27150	30150	32600	35000	37400	39800
LOW INCOME	33800	38600	43450	48250	52100	55950	59850	63700
MOD. INC-GUAR. LOAN	75650	75650	75650	75650	99850	99850	99850	99850
Washita County, OK								
VERY LOW INCOME	21250	24300	27350	30350	32800	35250	37650	40100
LOW INCOME	34000	38850	43700	48550	52450	56300	60200	64100
MOD. INC-GUAR. LOAN	75650	75650	75650	75650	99850	99850	99850	99850
Woods County, OK								
VERY LOW INCOME	22750	26000	29250	32450	35050	37650	40250	42850
LOW INCOME	36350	41500	46700	51900	56050	60200	64350	68500
MOD. INC-GUAR. LOAN	75650	75650	75650	75650	99850	99850	99850	99850
Woodward County, OK								
VERY LOW INCOME	22850	26100	29350	32600	35250	37850	40450	43050
LOW INCOME	36500	41700	46950	52150	56300	60500	64650	68850
MOD. INC-GUAR. LOAN	75650	75650	75650	75650	99850	99850	99850	99850

* ADD 8% OF 4 PERSON LIMIT FOR EACH PERSON IN EXCESS OF 8 PERSONS
 ** MODERATE INCOME IS DEFINED AS THE GREATER OF 115% OF THE U.S. MEDIAN FAMILY INCOME OR 115% OF THE AVG. OF THE STATE-WIDE AND STATE NON-METRO MEDIAN FAMILY INCOMES OR 115/80THS OF THE AREA LOW-INCOME LIMIT
 04/01/2015 SPECIAL PN

